

Chap Star



Size chart Chap Star junior

Size:	6y	8y	10y	12y	14y
Height	27	29	31	33	35
Calf size	23	25	27	29	31

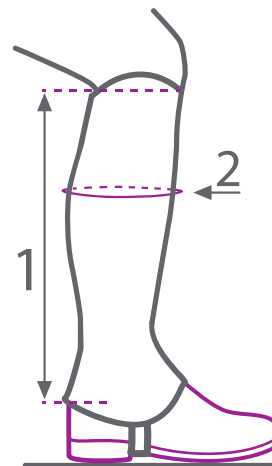
Size chart in cm

Measuring guide Chaps

Find 1 by measuring your leg from the ankle to the hollow on the back of your knee.

Find 2 by measuring the circumference of your calf at the widest point.

Preferably measure while wearing riding breeches. Not with jeans or the bare leg.



Chap Bodine



Size chart Chap Birgit Normal

Size:	XS	S	M	L	XL
Height	34	36	38	40	42
Calf size	31	33	35	37	39

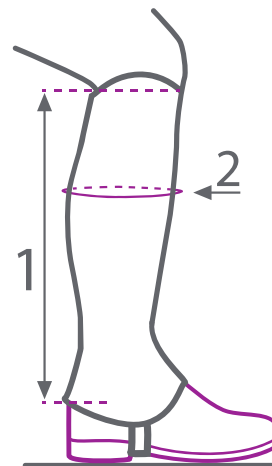
Size chart in cm

Measuring guide Chaps

Find 1 by measuring your leg from the ankle to the hollow on the back of your knee.

Find 2 by measuring the circumference of your calf at the widest point.

Preferably measure while wearing riding breeches. Not with jeans or the bare leg.



Chap Shimmer



Size chart Chap Shimmer adult

Size:	XS	S	M	L	XL
Height	36	37	39	41	43
Calf size	32	33	35	37	39

Size chart Chap Shimmer adult low wide

Size:	XS	S	M	L	XL
Height	32	34	36	38	40
Calf size	33	35	37	39	41

Size chart Chap Shimmer junior

Size:	6y	8y	10y	12y	14y
Height	27	29	31	33	35
Calf size	23	25	27	29	31

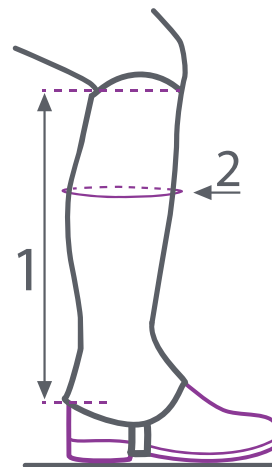
Size chart in cm

Measuring guide Chaps

Find 1 by measuring your leg from the ankle to the hollow on the back of your knee.

Find 2 by measuring the circumference of your calf at the widest point.

Preferably measure while wearing riding breeches. Not with jeans or the bare leg.



Riding boot Sasha



Size chart riding boot Sasha

Size:	36	37	38	39	40	41	42
1	44	45	46	47	47	47	48
2	34	35	36	36	37	38	39

Size chart riding boot Sasha Wide

Size:	36	37	38	39	40	41	42
1	44	45	46	47	47	47	48
2	36	37	38	38	39	40	40

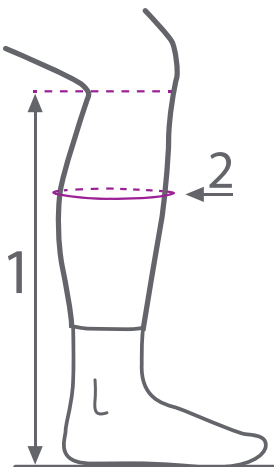
Size chart in cm

Measuring guide

Find 1 by measuring your leg from the ground to hollow on the back of your knee.

Find 2 by measuring the circumference of your calf at the widest point.

Preferably measure while wearing riding breeches. Not with jeans or the bare leg.



Conversion chart

EU	UK	US	CM
36	3	5	22,9
37	4	6	23,8
38	5	6,5	24,3
39	6	7,5	25,1
40	7	8	25,4
41	8	9	26,3
42	9	9,5	26,9

Riding boot Sophia



Size chart riding boot Sophia

Size:	36	37	38	39	40	41	42
1	43	44	45	46	46	47	47
2	33	34	35	36	37	38	39

Size chart riding boot Sophia Wide

Size:	36	37	38	39	40	41	42
1	43	44	45	46	46	47	47
2	35	36	37	38	39	40	41

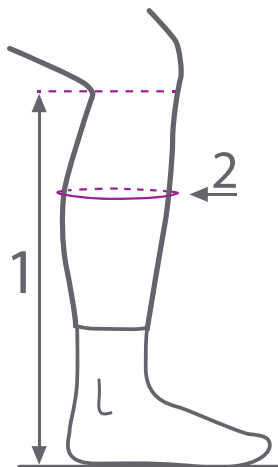
Size chart in cm

Measuring guide

Find 1 by measuring your leg from the ground to hollow on the back of your knee.

Find 2 by measuring the circumference of your calf at the widest point.

Preferably measure while wearing riding breeches. Not with jeans or the bare leg.



Conversion chart

EU	UK	US	CM
36	3	5	22,9
37	4	6	23,8
38	5	6,5	24,3
39	6	7,5	25,1
40	7	8	25,4
41	8	9	26,3
42	9	9,5	26,9

Riding boot Hugo



Size chart riding boot Hugo

Size:	42	43	44	45	46
1	50	51	51	52	53
2	37	38	38	39	40

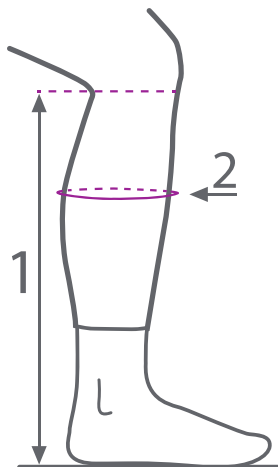
Size chart in cm

Measuring guide

Find 1 by measuring your leg from the ground to hollow on the back of your knee.

Find 2 by measuring the circumference of your calf at the widest point.

Preferably measure while wearing riding breeches. Not with jeans or the bare leg.



Conversion chart

EU	UK	US	CM
42	8	9	26,7
43	9	10	27,6
44	10	10,5	28
45	11	11,5	28,9
46	12	12	29,3

Riding boot Nina



Size chart riding boot Nina

Size:	36	37	38	39	40	41	42
1	43	44	45	46	46	47	47
2	33	34	35	36	37	38	39

Size chart riding boot Nina Wide

Size:	36	37	38	39	40	41	42
1	43	44	45	46	46	47	47
2	35	36	37	38	39	40	41

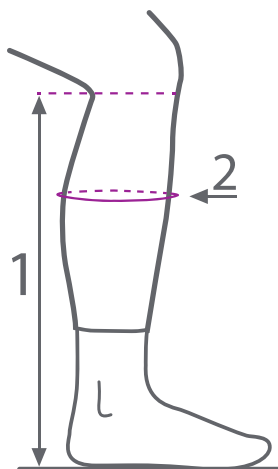
Size chart in cm

Measuring guide

Find 1 by measuring your leg from the ground to hollow on the back of your knee.

Find 2 by measuring the circumference of your calf at the widest point.

Preferably measure while wearing riding breeches. Not with jeans or the bare leg.



Conversion chart

EU	UK	US	CM
36	3	5	22,9
37	4	6	23,8
38	5	6,5	24,3
39	6	7,5	25,1
40	7	8	25,4
41	8	9	26,3
42	9	9,5	26,9

Riding boot Birgit



Size chart riding boot Birgit

Size:	36	37	38	39	40	41	42
1	43	44	45	46	46	47	47
2	33	34	35	36	37	38	39

Size chart riding boot Birgit Wide

Size:	36	37	38	39	40	41	42
1	43	44	45	46	46	47	47
2	35	36	37	38	39	40	41

Size chart riding boot Birgit Extra Wide

Size:	36	37	38	39	40	41	42
1	43	44	45	46	46	47	47
2	37	38	39	40	41	42	43

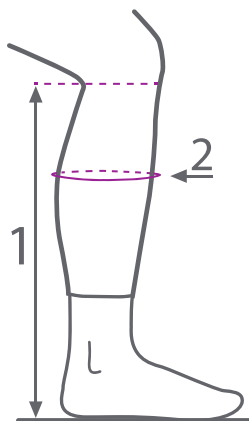
Size chart in cm

Measuring guide

Find 1 by measuring your leg from the ground to hollow on the back of your knee.

Find 2 by measuring the circumference of your calf at the widest point.

Preferably measure while wearing riding breeches. Not with jeans or the bare leg.



Conversion chart

EU	UK	US	CM
36	3	5	22,9
37	4	6	23,8
38	5	6,5	24,3
39	6	7,5	25,1
40	7	8	25,4
41	8	9	26,3
42	9	9,5	26,9

Riding boot Julia junior

Size chart riding boot Julia

Size:	30	31	32	33	34	35	36	37	38	39	40
1	29	30	31	32	33	35	37	39	41	44	46
2	23	24	25	26	27	28	29,5	30,5	32	32,5	34

Size chart riding boot Julia Wide

Size:	35	36	37	38	39	40
1	35	37	39	41	44	46
2	29,5	31	32,5	34	34	36

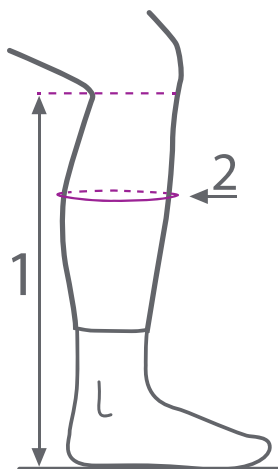
Size chart in cm

Measuring guide

Find 1 by measuring your leg from the ground to hollow on the back of your knee.

Find 2 by measuring the circumference of your calf at the widest point.

Preferably measure while wearing riding breeches. Not with jeans or the bare leg.



Conversion chart

EU	UK	US	CM
30	11,5	12,5	18,7
31	12,5	13,5	19,7
32	13	2	20,1
33	1	2	20,7
34	2	3	21,4
35	2,5	3,5	22
36	3,5	4,5	22,5
37	4,5	5,5	23,4
38	5,5	6,5	23,8
39	6	7	24,6
40	6,5	7,5	25,1

Riding boot Romy junior *QHP*

Size chart riding boot Romy

Size:	30	31	32	33	34	35	36	37	38	39	40
1	29	30	31	32	33	35	37	39	41	44	46
2	23	24	25	26	27	28	29,5	30,5	32	32,5	34

Size chart riding boot Romy Wide

Size:	35	36	37	38	39	40
1	35	37	39	41	44	46
2	29,5	31	32,5	34	34	36

Size chart riding boot Romy Tall

Size:	35	36	37	38	39	40
1	39	41	44	46	47	48
2	28	29,5	30,5	32	32,5	34

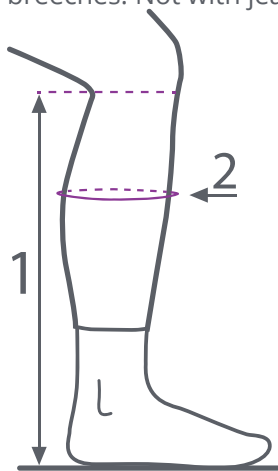
Size chart in cm

Measuring guide

Find 1 by measuring your leg from the ground to hollow on the back of your knee.

Find 2 by measuring the circumference of your calf at the widest point.

Preferably measure while wearing riding breeches. Not with jeans or the bare leg.



Conversion chart

EU	UK	US	CM
35	2,5	3,5	22
36	3,5	4,5	22,5
37	4,5	5,5	23,4
38	5,5	6,5	23,8
39	6	7	24,6
40	6,5	7,5	25,1

Outdoor boot Daan



Size chart outdoor boot Daan

Size:	36	37	38	39	40	41	42
1	39,5	40	40,5	41	41,5	42	42,5
2	38	38,5	39	39,5	40	40,5	41

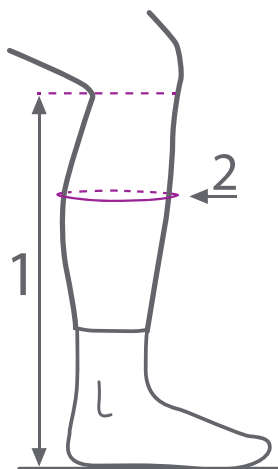
Size chart in cm

Measuring guide

Find 1 by measuring your leg from the ground to hollow on the back of your knee.

Find 2 by measuring the circumference of your calf at the widest point.

Preferably measure while wearing riding breeches. Not with jeans or the bare leg.



Conversion chart

EU	UK	US	CM
36	3	5	22,9
37	4	6	23,8
38	5	6,5	24,3
39	6	7,5	25,1
40	7	8	25,4
41	8	9	26,3
42	9	9,5	26,9

Riding boot Tamar



Size chart riding boot Tamar

Size:	36	37	38	39	40	41	42
1	44	45	46	47	47	47	48
2	33,5	34,5	35,5	35,5	36,5	37,5	38,5

Size chart riding boot Tamar Wide

Size:	36	37	38	39	40	41	42
1	44	45	46	47	47	47	48
2	36	37	38	38	39	40	40

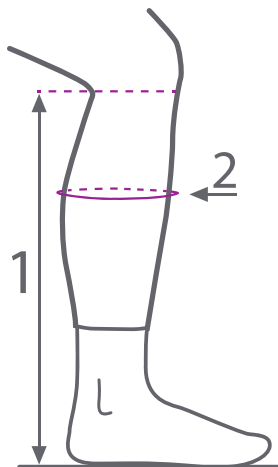
Size chart in cm

Measuring guide

Find 1 by measuring your leg from the ground to hollow on the back of your knee.

Find 2 by measuring the circumference of your calf at the widest point.

Preferably measure while wearing riding breeches. Not with jeans or the bare leg.



Conversion chart

EU	UK	US	CM
36	3	5	22,9
37	4	6	23,8
38	5	6,5	24,3
39	6	7,5	25,1
40	7	8	25,4
41	8	9	26,3
42	9	9,5	26,9

Riding boot Yuna



Size chart riding boot Yuna

Size:	36	37	38	39	40	41	42
1	44	45	46	47	47	47	48
2	33,5	34,5	35,5	35,5	36,5	37,5	38,5

Size chart riding boot Yuna Wide

Size:	36	37	38	39	40	41	42
1	44	45	46	47	47	47	48
2	36	37	38	38	39	40	40

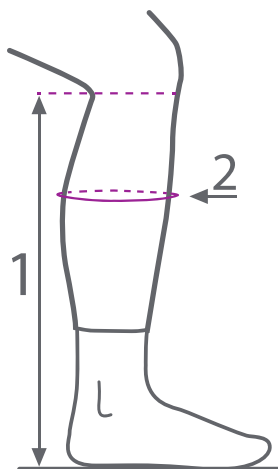
Size chart in cm

Measuring guide

Find 1 by measuring your leg from the ground to hollow on the back of your knee.

Find 2 by measuring the circumference of your calf at the widest point.

Preferably measure while wearing riding breeches. Not with jeans or the bare leg.



Conversion chart

EU	UK	US	CM
36	3	5	22,9
37	4	6	23,8
38	5	6,5	24,3
39	6	7,5	25,1
40	7	8	25,4
41	8	9	26,3
42	9	9,5	26,9

Riding boot Hailey



Size chart riding boot Hailey junior

Size:	33	34	35	36	37	38	39	40
1	32	33	36	38	40	42	44	46
2	26	27	28	29,5	30,5	32	32,5	34

Size chart riding boot Hailey

Size:	36	37	38	39	40	41	42
1	44	45	46	47	47	47	48
2	32,5	33,5	34,5	34,5	35,5	36,5	37,5

Size chart riding boot Hailey wide

Size:	36	37	38	39	40	41	42
1	44	45	46	47	47	47	48
2	35	36	37	37	38	39	39

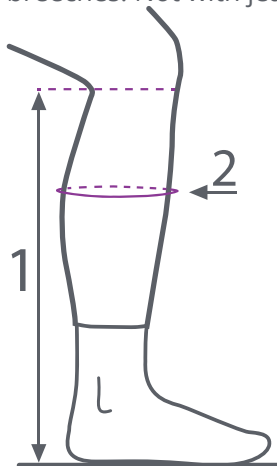
Size chart in cm

Measuring guide

Find 1 by measuring your leg from the ground to hollow on the back of your knee.

Find 2 by measuring the circumference of your calf at the widest point.

Preferably measure while wearing riding breeches. Not with jeans or the bare leg.



Conversion chart

EU	UK	US	CM
33	1	2	20,7
34	2	3	21,4
35	2,5	3,5	22
36	3	5	22,9
37	4	6	23,8
38	5	6,5	24,3
39	6	7,5	25,1
40	7	8	25,4
41	8	9	26,3
42	9	9,5	26,9

Size chart riding boots

Riding boot Dorah adult

	36	37	38	39	40	41	42
1	44	45	46	47	47	47	48
2	33	34	35	35	36	37	38

Riding boot Dorah adult wide

	36	37	38	39	40	41	42
1	44	45	46	47	47	47	48
2	35	36	37	37	38	39	39

Size chart in cm

Conversion chart

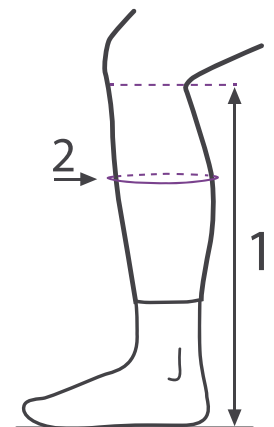
EU	UK	US	CM
36	3	5	22,9
37	4	6	23,8
38	5	6,5	24,3
39	6	7,5	25,1
40	7	8	25,4
41	8	9	26,3
42	9	9,5	26,9

Measuring guide

Find 1 by measuring your leg from the ground to the hollow on the back of your knee.

Find 2 by measuring the circumference of your calf at the widest point.

Preferably measure while wearing riding breeches. Not with jeans or the bare leg.



Size charts Clothes



All clothes on our website are listed in NL size.

Clothes ladies

NL	FR	IT	UK	INT
34	36	40	6	XS
36	38	42	8	S
38	40	44	10	M
40	42	46	12	M/L
42	44	48	14	L/XL
44	46	50	16	XL
46	48	52	18	XXL
48	50	54	20	XXXL

Clothes junior

size	length child	age
98*	92-98 cm	3
104*	99-104 cm	4
116	105-116 cm	6
122*	116-122 cm	7
128	117-128 cm	8
134*	129-134 cm	9
140	129-140 cm	10
146*	141-146 cm	11
152	141-152 cm	12
158*	153-158 cm	13
164	152-164 cm	14
170*	165-170 cm	15
176	165-176 cm	16

* Only available in selected products

Clothes men

NL	FR	IT	UK	INT
44	36	44	28	XS
46	38	46	30	S
48	40	48	32	M
50	42	50	34	M/L
52	44	52	36	L
54	46	54	38	XL

Clothes baby

size	age
56	0-2 months
68	3-6 months
80	7-12 months
92	1-2 years
104	3-4 years

Size chart Breeches



All measurements are listed in CM

Ladies' breeches

	34	36	38	40	42	44	46	48
A	34	36	38	40	42	44	46	48
B	92	93	94	94	95	95	96	97
C	73	73	73	73	73	73	73	73

For high waist breeches, add 1,5 cm to size B.

Junior breeches

	116	128	140	152	164	176
A	27	29	31	33	35	37
B	66	71	76	82	88	94
C	49	53	58	62	67	72

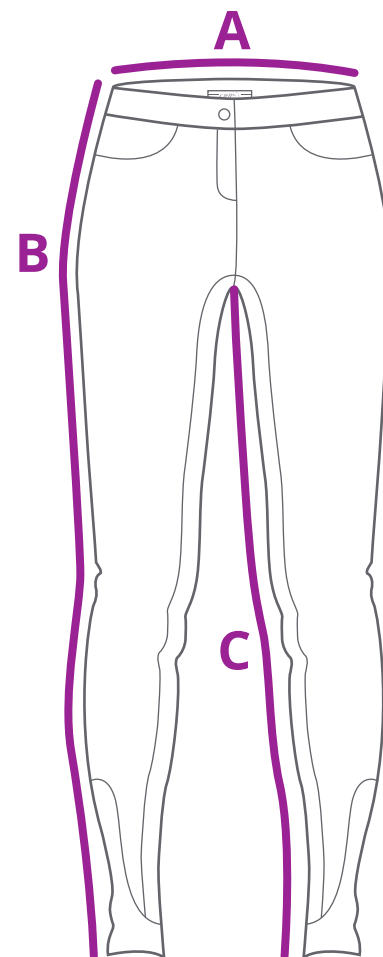
Men's breeches

	44	46	48	50	52	44
A	36,5	38,5	40,5	42,5	44,5	46,5
B	92	94	96	98	100	102
C	73	73	74	74	75	75

A = 1/2 waist measurement

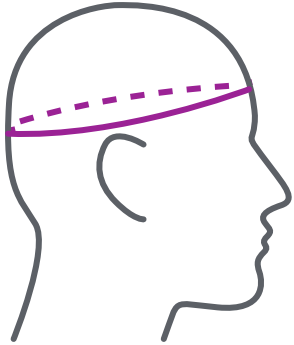
B = Side length including waistband

C = Inner leg length



* Please note this is a guideline, a certain tolerance in measurements is allowed.

Measuring guide Helmets *QHP*



Finding your size

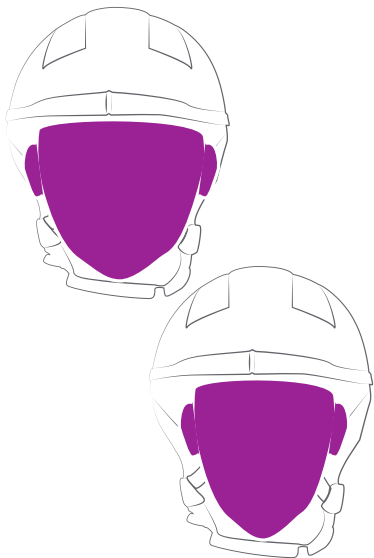
Find your helmet size by measuring the circumference of your head above the ear. The length in centimeters is your helmet size.

The right fit

After choosing the right helmet size, twist the knob on the back until the helmet is tight, but comfortable.

With the chin strap undone, shake your head up and down, left and right. If the fit is right, the helmet should barely move. If the helmet shifts, switch the lining with the other lining provided with the helmet. This should improve the fit.

Lastly, adjust the chin strap until it just touches your chin.



All QHP helmets are provided with a round lining in the helmet and an oval lining in the packaging. Try both and see which fits your head shape best.

Size chart rugs

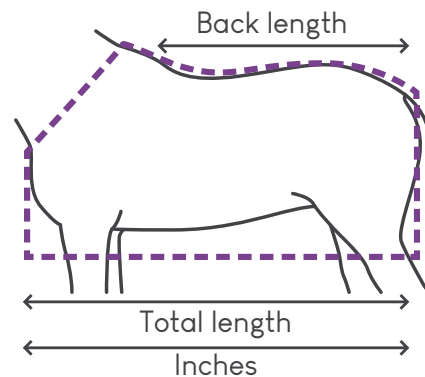
Total length	Back length*	Inches
90 cm	60 cm	3'0"
95 cm	65 cm	3'1"
100 cm	70 cm	3'3"
105 cm	75 cm	3'5"
110 cm	80 cm	3'7"
115 cm	85 cm	3'9"
125 cm	90 cm	4'1"
135 cm	100 cm	4'5"
145 cm	105 cm	4'9"
155 cm	115 cm	5'1"
165 cm	125 cm	5'5"
175 cm	130 cm	5'9"
185 cm	135 cm	6'1"
195 cm	145 cm	6'5"
205 cm	155 cm	6'9"
215 cm	165 cm	7'1"
225 cm**	175 cm	7'5"
235 cm**	185 cm	7'9"

All rugs on our website are listed in total length size.

Measuring guide:

Back length: measured from withers to the tail dock.

Total length: measured from the center of the chest to the end of the buttocks.



* The back length size of your horse is measured from withers to tail dock. The back length of your rug can be different from the measurement, because some rug types will cover the withers of the horse completely.

** Available only in selected eczema rugs, fly sheets and big neck rugs.

Neck covers

Neck	Rug
XXS	125 - 135
XS	145 - 155
S	165 - 175
M	185 - 195
L	205 - 215
XL	225 - 235

Exercise sheets

Exercise sheet	Rug
XXS	105 - 115
XS	125 - 135
S	145 - 155
M	165 - 175
L	185 - 195
XL	205 - 215

Normally you can use the chart to the side to find the proper size for your horse. However, depending on the conformation of the horse, your horse might need a different size.

If the horse wears a 195 size rug, pick a size M neck. Some neck covers have a number as size. If your horse wears a 195 size rug, pick the 185-195 size neck.

With exercise sheets, the size also corresponds with the rug size. If your horse wears a 195 size rug, pick a size L exercise sheet.

Size chart rugs

All measurements are listed in CM.

Elastane neckprotector

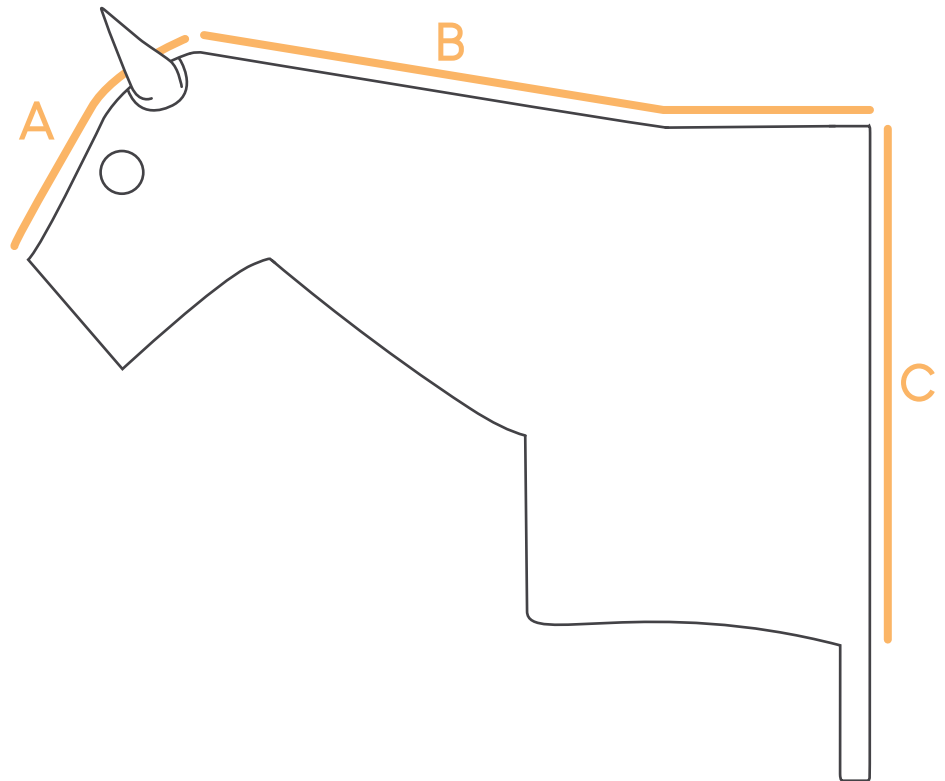
	S	M	L
A	43	45	45
B	100	110	120
C	60	63	65

A = Length headpiece

B = Neck and back length

C = Height at withers

*All lengths are measured without stretching the fabric



Size chart rugs

All measurements are listed in CM.

Chestprotector elastic

	S	M	L	XL
A	52	56	60	66
B	44	45	48	51
C	56	60	64	68
D	65	70	75	81
E	24	26	29	32

A = Width neck

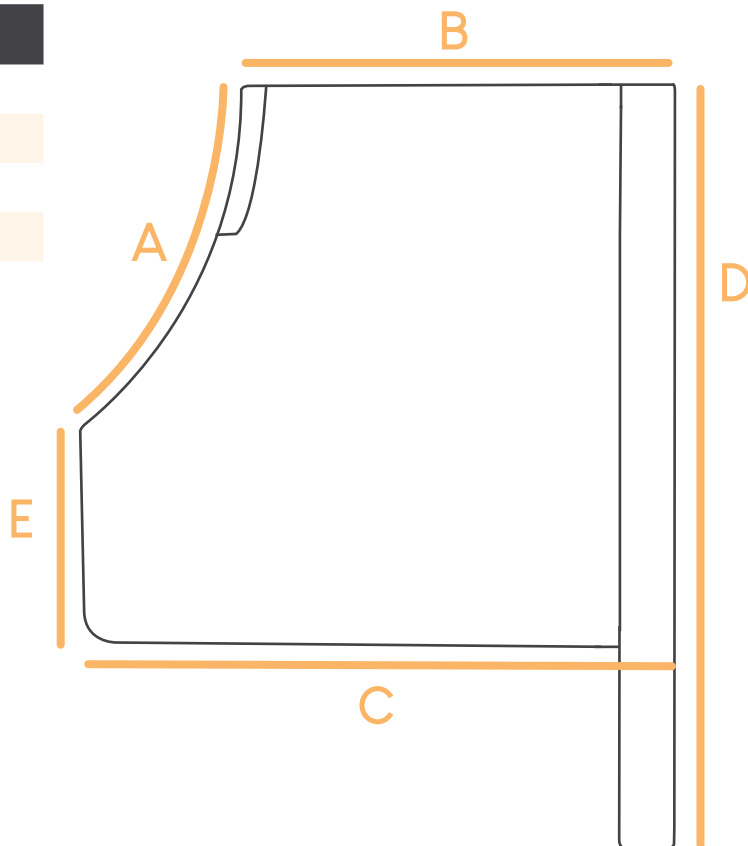
B = Back length

C = Total length

D = Length elastic hook-and-loop fastener

E = Height chest

*All lengths are measured without stretching the fabric



Size chart rugs

All measurements are listed in CM.

Eczema neck cover

	XS	S	M	L	XL
A	23	28	33	38	43
B	80	90	100	110	119
C	38	42	46	54	59
D	50	52	56	60	62
E	44	48	55	63	70

A = Width neck

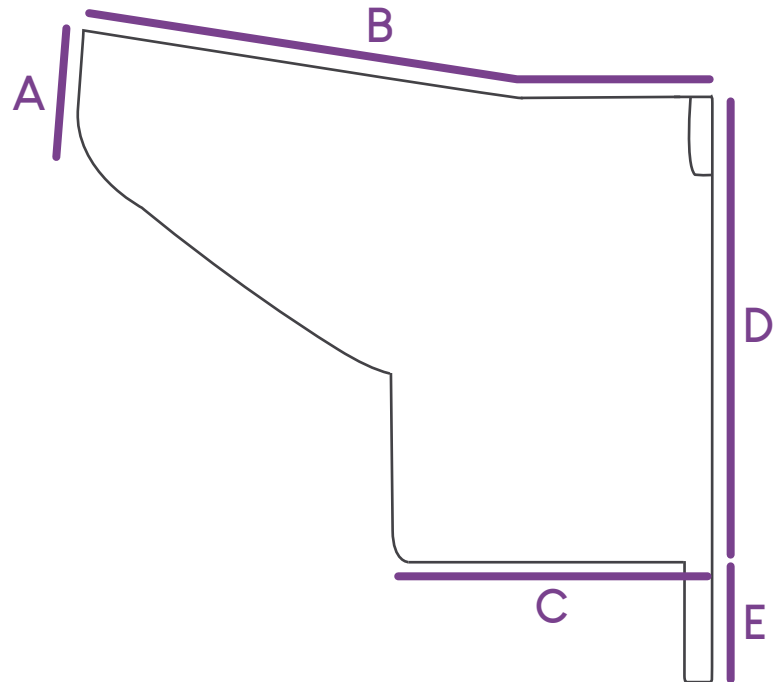
B = Length neck

C = Under length

D = Height at withers

E = Length belly strap longest position

*All lengths are measured without stretching the fabric



Size chart rugs

All measurements are listed in CM.

Loose fleece neck part

	S	M	L
A	35	40	45
B	90	100	110
C	48	55	58
D	60	70	80
E	48	53	58

A = Width neck

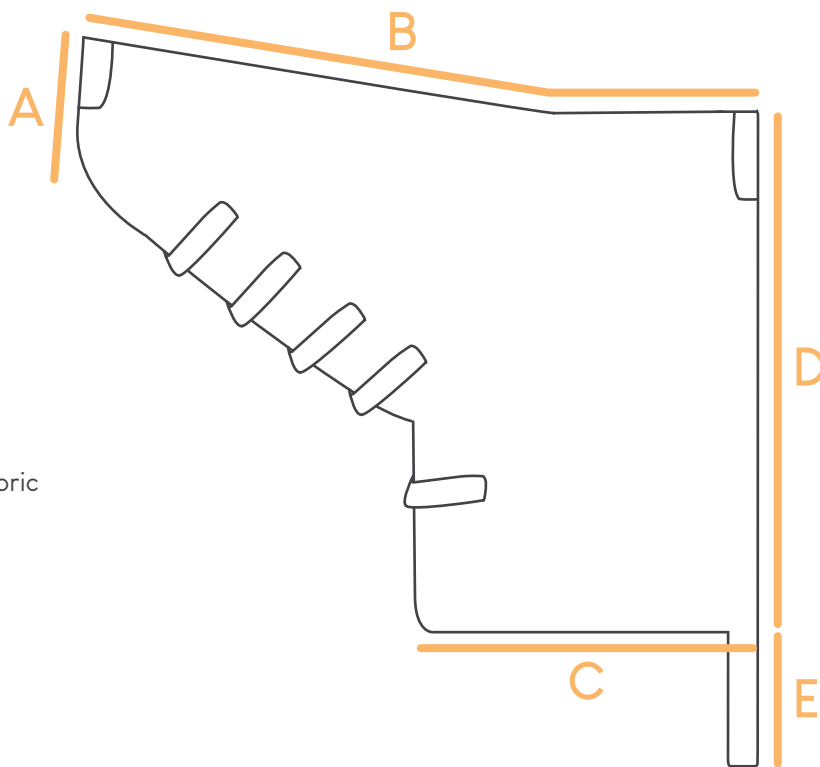
B = Neck and back length

C = Under length

D = Height at withers

E = Length belly strap longest position

*All lengths are measured without stretching the fabric



Size chart Bridle



All measurements are listed in CM

Bridle Orlando

	Cob	Full
A1	43	48
A2	53	62
B	40	43
C1	63	69
C2	70	75
D	4,5	4,5
E	63	67

A1 = Top of the head to bit (single side): shortest position

A2 = Top of the head to bit (single side): longest position

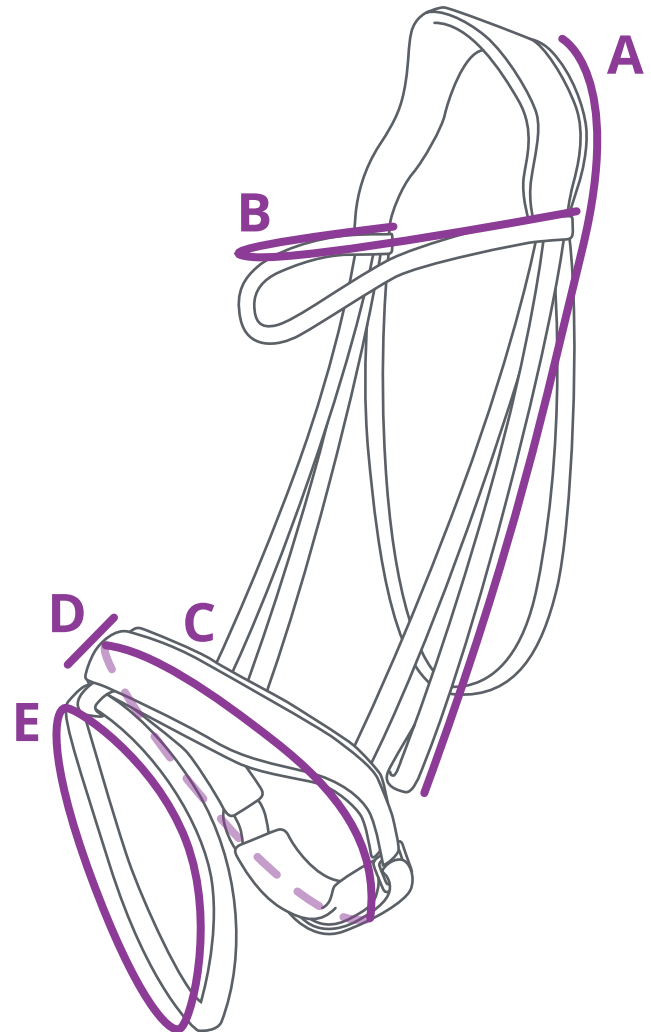
B = Length browband (measured straight across)

C1 = Circumference noseband: shortest position

C2 = Circumference noseband: longest position

D = Width noseband excluding padding

E = Length flash strap in longest position



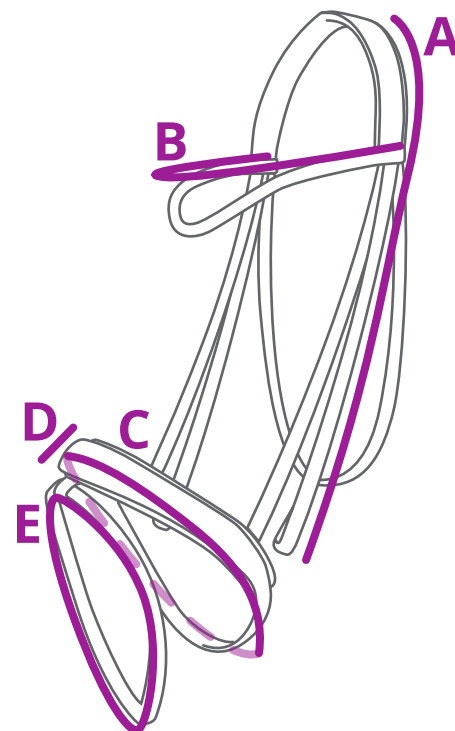
Size chart Saddle



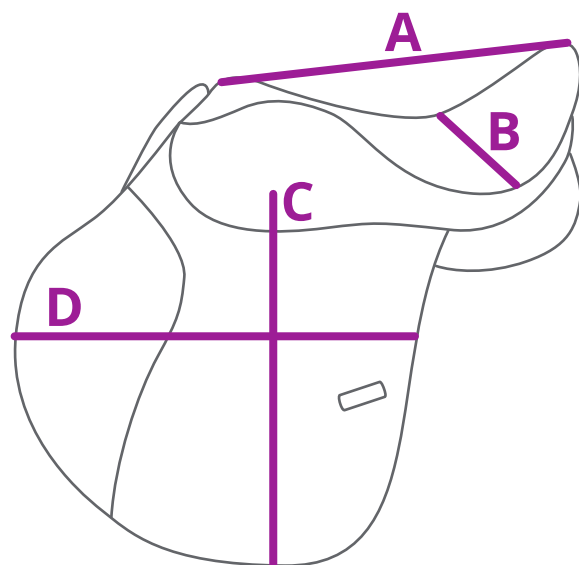
All measurements are listed in CM

Complete saddle set


Bridle		
A1	38	A1 = Top of the head to bit (single side): shortest position
A2	45	A2 = Top of the head to bit (single side): longest position
B	29	B = Length browband (measured straight across)
C1	49	C1 = Circumference noseband: shortest position
C2	55	C2 = Circumference noseband: longest position
D	2,5	D1 = Width noseband including padding
E	47	E = Length flash strap in longest position



Saddle		
A	33	A = Length of the seat
B	23	B = Width of the seat
C	28	C = Length of the saddle flap
D	27,5	D = Width of the saddle flap



Girth		
A	100	A = Length
B	9	B = Width



Size chart saddle pad

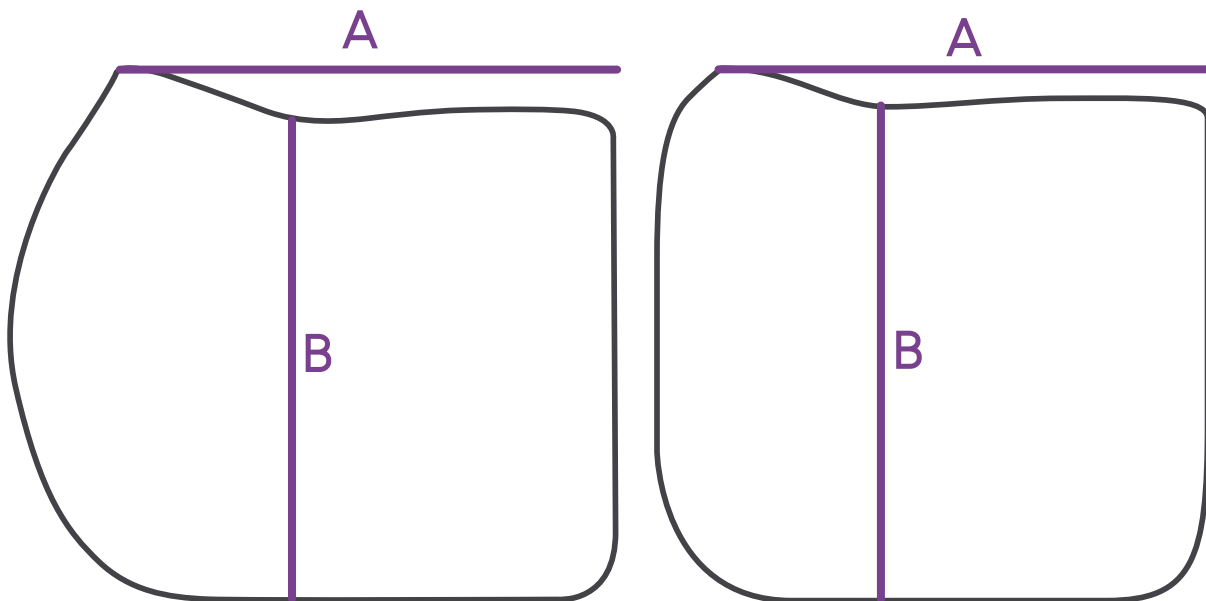
All measurements are listed in CM.

Saddle pad Orlando

	Pony AP	Full AP	Pony	Full D
A	49	53	51	58
B	40	46	49	57

A = Width

B = Height



Size chart stirrup cover

All measurements are listed in CM.

QHP stirrup covers

	Standard
A1	13
A2	21
B	16
C	4
D	21

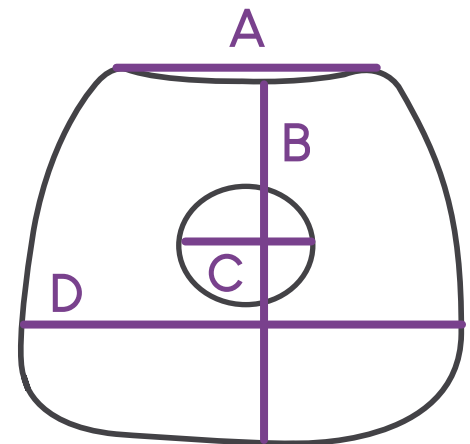
A1 = Minimum width elastic top

A2 = Maximum width elastic top

B = Height stirrup cover

C = Width hole stirrup leathers

D = Width stirrup cover



Size chart leg protection *QHP*

All measurements are listed in CM

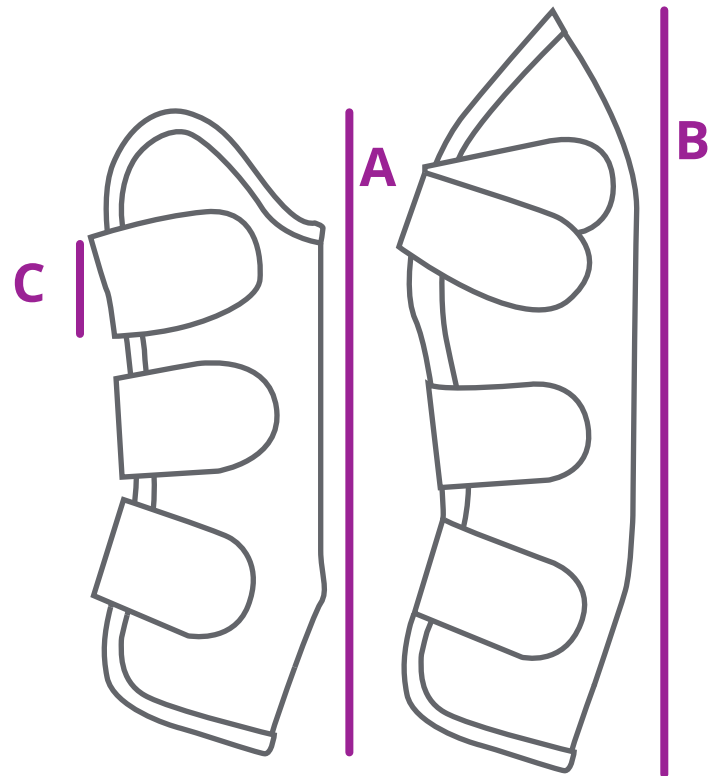
Travel boots Turnout

	Pony	Cob	Full
A	56	60	63
B	70	74	78
C	10	10	10

A = Total height front boots

B = Total height hind boots

C = Width fastener



Size chart leg protection *QHP*

All measurements are listed in CM

Tendon boots set

	Pony	Cob	Full
A	21,5	24	25
B	19	20,5	23
C	11	12	12,5
D	23,5	25,5	26
E	3	3	3

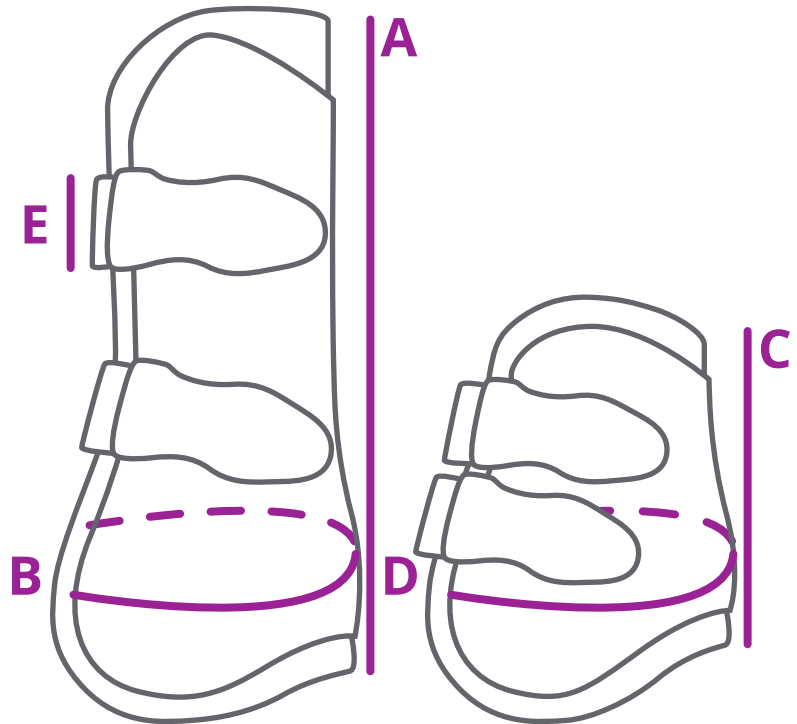
A = Total height tendon boot

B = Circumference at the widest point

C = Total height fetlock boot

D = Circumference at the widest point

E = Width fastener elastic



Size chart leg protection



All measurements are listed in CM.

Cooling tendon boot

Full	
A	32
B	5

A = Total height tendon boot

B = Width fastener elastic

